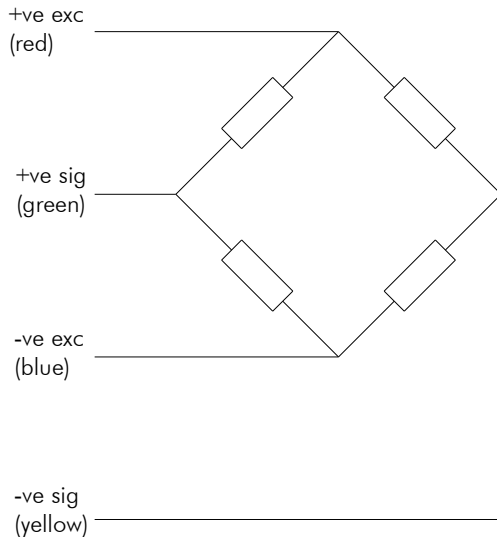


# Load Beam Series

## 250kg to 10,000kg



- Welded covers
- Stainless steel
- Sealed to IP68
- ATEX certification available
- Two year warranty
- High accuracy
- Integral mounting base



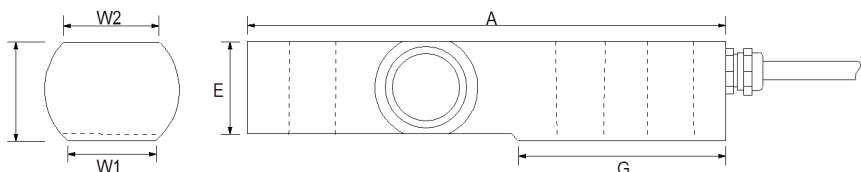
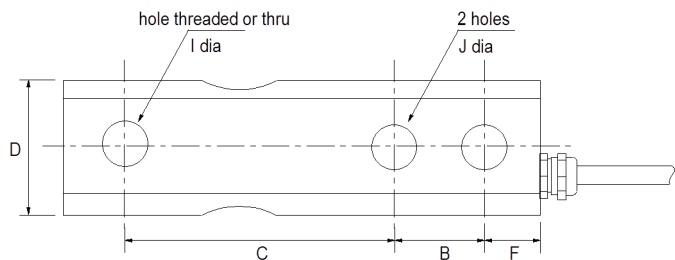
Capacities	250,500,1000, 2000,5000, 10000	kg
Full Load Output	2.0 (±0.25%)	mV/V
Zero Load Output	<±2.0	%
Excitation (Max)	10 (15)	V
Accuracy	<0.03	%
Repeatability	<0.01	%
Input Resistance	410 (±40)	Ω
Output Resistance	350 (Nom.)	Ω
Compensated Temp. Range	-10 to +40	°C
Operating Temp. Range	-20 to +60	°C
Temp. Coefficient on Zero	<0.0015	% Capacity/°C
Temp Coefficient on Span	<0.002	% Capacity/°C
Safe Overload	150	%
Insulation	>500 @100Vdc	MΩ
Environmental Protection	IP68	
Cable Length	4	m

Specifications subject to change without notice

Capacity (kg)	A	B	C	D	E	F	G	H	ØJ	W1	W2	ØI
250 – 1000	135	25.4	76.2	38.1	26	16	58.5	28	13	22	27	M12x1.75
2000	135	25.4	76.2	38.1	26	16	58.5	28	13	22	27	M16x2.0
5000	170	38.1	95.3	50.8	36	20	76	39	21	28.5	36	Ø21
10000	220	50.8	120.7	68	46	26	105	52	26	35.5	50	Ø26

All dimensions in mm

Options :  
Vessel mounting kit, load button and instrumentation.  
Please enquire for details.  
Atex version available.



### Elite Transducers Ltd

5&6 Zephyr House, Calleva Park, Aldermaston, Reading, RG7 8JN

Tel: (+44) 0118 9811750 Fax: (+44) 0118 9811751

E-mail: [info@elitetransducers.co.uk](mailto:info@elitetransducers.co.uk)

SELB  
ATEX / IECEx Approved to  
Ex ia IIC T6  
Ex tb IIIC Db T85°C  
(-40°C ≤ T<sub>o</sub> ≤ +60°C)

